



# 2021 CanSat Luxembourg Competition – Teams Manual

[www.cansat.lu](http://www.cansat.lu)



## Table of content

1. Introduction .....	3
1.1 What is CanSat? .....	3
1.2 Educational and pedagogical values .....	4
1.3 Modifications following the Covid-19 crisis .....	4
2. The CanSat Competition 2020/21 .....	5
2.1 Conditions of participation .....	5
2.2 Primary and secondary missions.....	5
2.2.1 Primary mission .....	5
2.2.2 Secondary mission.....	6
2.3 Time schedule and documentation.....	6
2.3.1 Mentors workshop and teams kick-off meeting.....	7
2.3.2 Planning.....	7
2.3.3 Design reports.....	7
2.4 Design requirements .....	8
2.4.1 Important notes .....	9
2.5 The rocket launch.....	9
3. Jury and evaluation criteria .....	11
3.1 Jury.....	11
3.2 Evaluation criteria.....	11
3.2.1 Scientific/educational value .....	11
3.2.2 Technical performance.....	11
3.2.3 Professional skills .....	12
3.2.4 Raising awareness of the project .....	12
4. Financing .....	13
4.1 Mentors workshop.....	13
4.2 CanSat realization.....	13
4.3 Launch campaign.....	13
5. Contact .....	13
6. Sponsors.....	13

# 1. Introduction

Welcome to the 2021 Luxembourg CanSat Competition!


## 1.1 What is CanSat?

CanSat is an initiative of the European Space Agency that challenges students from all over Europe to build and launch a mini satellite the size of a soda can.

The challenge for the students is to fit all the major subsystems found in a satellite, such as power, sensors and a communication system, into the volume and shape of soft drinks can. The CanSat is then launched by a rocket up to an altitude of approximately one kilometer, or dropped from a platform, drone or captive balloon. Then its mission begins. This involves carrying out a scientific experiment and/or a technology demonstration, achieving a safe landing, and analyzing the data collected.

In April 2021, 10 teams maximum will take part in this exciting competition in Luxembourg.

The winning team will be allowed to participate to the [European CanSat competition](#) to represent Luxembourg!



A CanSat example



## 1.2 Educational and pedagogical values

The CanSat competition gives students the opportunity to experience the different stages of a space project: mission selection, satellite design, component integration, systems testing, launch preparation and scientific data analysis.

Throughout this process, students will learn on their own, become familiar with the specific approach to scientific and technical work in a practical way, will reinforce notions of mathematics, physics and engineering, will discover the importance of teamwork and coordination, and will also develop communication skills.

## 1.3 Modifications following the Covid-19 crisis

The different stages of the competition (the workshop, the support sessions) will be done either in person or online depending on the recommendations of the Ministry of Health.



## 2. The CanSat Competition 2020/21

The task of the participating teams is to develop and build a mini-satellite the size of a beverage can. This includes, among other things, the selection of the components needed to accomplish a given mission, the development of the electronic circuitry, the soldering of the individual components and the programming of microprocessors.

The completed CanSats will be launched on a solid-propellant rocket and will reach the ground on a recovery system while fulfilling the mission described in section 2.2.

In addition, the teams will be required to prepare project and financial planning. Through creative public relation work, the participants are also expected to present their project to an audience as broad as possible.

A time schedule, a design report and a final report must be submitted on fixed dates. In addition, they have to write an instruction manual for the CanSat and present their results in a presentation to the jury at the end of the project.

### 2.1 Conditions of participation

The following conditions must be met in order for a team's registration to be accepted:

- Teams must be made up of 4 to 6 students, aged between 14 and 20 years old.
- Teams must be made up of students attending a secondary school in Luxembourg on a full-time basis.
- Each team must be supervised by an adult in the role of mentor.
- The registration form must be submitted by November 16<sup>th</sup> 2020 at the latest.

Team members do not necessarily have to attend the same school.

The mentor must be able to accompany the pupils throughout the competition, participate in the introductory workshop as well as the launch campaign.

### 2.2 Primary and secondary missions

Teams can choose to perform the primary mission only, or both primary and secondary missions.

#### 2.2.1 Primary mission

The team must build a CanSat and program it to accomplish the following mission:

After launch and during descent, the CanSat shall measure the following parameters and transmit the data once per second to the ground station :

- Air temperature
- Air pressure

It should be possible for the team to analyze the data obtained (e.g., to do an altitude calculation) and



visualize them in graphs (for example, altitude vs. time and temperature vs. altitude).  
These analyses can be performed after the flight.

### 2.2.2 Secondary mission

The secondary mission for CanSat is in fact an open mission which must be defined by the team itself.

This secondary mission could be based on: other satellite missions, a need for specific scientific data for a specific project, a technological demonstration for a component that has been designed by a student or any other mission that corresponds to the CanSat capabilities.

Some examples of missions are listed below but teams are free to design the secondary mission of their choice, as long as it demonstrates a certain degree of scientific, technological or innovative value.

Teams will also need to be aware of the limitations of the CanSat mission and will need to focus on the feasibility of the chosen mission.

Some examples of secondary missions:

- *Advanced telemetry*: during launch and descent, the CanSat measures and transmits additional telemetry to that required in the primary mission.  
For example: acceleration, GPS location, radiation level...
- *The remote control*: during the descent, commands are sent from the ground to the CanSat to perform an action such as changing the frequency of measurements, connecting or disconnecting a sensor...
- *The planetary probe*: the CanSat simulates an exploration flight to a new planet, taking measurements on the ground after landing. Teams should define their exploration mission and identify the parameters needed to accomplish it (e.g. pressure, temperature, field samples, humidity, etc.).

## 2.3 Time schedule and documentation

<b>2020-2021 : Timeline</b>	
Phase 1: Call for projects and team selection	
End of registrations	November 16 <sup>th</sup> 2020
Announcement of selected teams	November 18 <sup>th</sup> 2020
Phase 2: Introductory meetings	
Mentors workshop	December 11 <sup>th</sup> 2020
Online teams kick-off meeting	December 14 <sup>th</sup> 2020



Phase 3: CanSat construction and testing	
1 <sup>st</sup> design report submission	February 15 <sup>th</sup> 2021
Jury feedback on the 1st design report	February 28 <sup>th</sup> 2021
Technical support session in Luxembourg city	March 5 <sup>th</sup> 2021
2 <sup>nd</sup> design report submission	March 19 <sup>th</sup> 2021
Technical support session in Luxembourg city	March 26 <sup>th</sup> 2021
Phase 4: Competition	
Execution of the launches	Mid-April 2021
Final design report submission	April 30 <sup>th</sup> 2021
Final reports presentations & awards ceremony	Mid-May 2021
Phase 5: European Competition for Luxembourg winner	
See full timeline on <a href="#">CanSat European website</a>	May-July 2021

### 2.3.1 Mentors workshop and teams kick-off meeting

Two meetings will be organized:

1- During the mentors workshop, teams mentors will receive a CanSat kit, containing all the components needed to build the basic mini satellite and a complete set of training resources on various topics such as: sensors and signal analysis, signal management, and data and data transmission, software installation and programming, etc.

The objective of this workshop is to ensure that all teams have the necessary equipment and expertise to implement their CanSat project.

Each team mentors will be required to attend and may be accompanied by an English teacher.

Depending on the Covid-19 situation, this workshop could be organized online.

2- A virtual kick-off meeting will also be organized for the participants. Here, the students will be able to get to know each other and exchange information, and their questions will be answered.

### 2.3.2 Planning

The first task of the teams is to develop a planning for their project.

In doing so, the participants should think through in as much detail as possible which steps and tasks are necessary to build their satellite and how much time they require.

The planning must be described in section 4.2 of the report.

### 2.3.3 Design reports

Two design reports will have to be submitted by email to [contact@esero.lu](mailto:contact@esero.lu) by the dates specified in the timeline in section 2.3. CanSat Luxembourg provides the teams with design template for the reports [on the CanSat website](#). In these reports the teams will present their design ideas. The jury will evaluate the teams' work and makes suggestions for improvement.



## 2.4 Design requirements

The following design requirements **must be met** when building the CanSat:

Number	Requirements
#	Explanation of the requirements
<b>Mass/weight</b>	
<b>01</b>	All CanSat components may not exceed the size of a standard can (115mm in length and 66mm in diameter). An exception can be made for radio and GPS antennas, which can be mounted outdoors. The payload area of the rocket usually has 4.5cm of additional space per CanSat available, in the axial direction of the CanSat (i.e. height), which must allow for the placement of external elements, including: parachute, equipment of fixing of the parachute and possible antennas.
<b>02</b>	The CanSat, including the parachute, must have a mass of at least 340 g to 350 g. If it is lighter, it must be loaded with weights to achieve a mass of 340 g
<b>Material restrictions</b>	
<b>03</b>	The use of projectiles, fireworks or other explosive materials, as well as easily flammable and hazardous materials are not permitted.
<b>Power supply</b>	
<b>04</b>	The CanSat must have an independent power supply (e.g. battery, accumulators, solar panels, etc.). The power supply must be easily accessible in case it has to be replaced/recharged. The battery capacity must be sized so that the CanSat can be operated for at least 4 hours continuously.
<b>05</b>	The satellite must have an easily accessible main switch.
<b>Recovery system</b>	
<b>06</b>	The CanSat must have a recovery system, such as a parachute, which can be reused after launch. It is recommended to use coloured or bright material, which will facilitate the recovery of the CanSat after landing.
<b>07</b>	The attachment of the recovery system (and the recovery system itself) must be solidly constructed and able to withstand the high loads.
<b>08</b>	A descent rate between 8 and 11 m/s is recommended for recovery reasons. However, the CanSat's descent speed must not be lower than 5 m/s or higher than 12 m/s for safety reasons. Additionally, the airfield or weather conditions might determine additional mandatory restrictions on the velocity.



Number		Requirements
#	Explanation of the requirements	
<b>Statics and dynamics</b>		
10	The CanSat must be able to withstand an acceleration of up to 20g.	
11	The duration of the flight is limited to 120 seconds.	
<b>Cost</b>		
12	The total budget of the final CanSat model should not exceed 500€, including the cost of the CanSat kit provided during the mentors workshop. Ground stations and any related non-flying item will not be considered in the budget.	
13	In the case of sponsorship, all sponsored items should be specified in the budget with the actual corresponding costs on the market.	
<b>Mission requirements</b>		
14	The CanSat must at least measure temperature and air pressure, as described in the primary mission	
15	The assigned frequency must be respected by all teams during the launch campaign. The range of allowed frequencies changes depending on the country where the event is hosted and will be communicated in due time. It is recommended that teams pay attention to the design of the CanSat so that the radio frequency can be easily modified if necessary.	

### 2.4.1 Important notes

The team must check and document in advance whether the design requirements have been met. All the above-mentioned requirements must be verified in the reports and will be checked by the jury upon acceptance.


## 2.5 The rocket launch

The climax of the competition will be the launch of the best CanSats. This event will take place mid-April 2021 during Easter holidays. The CanSats will be launched via a rocket at an altitude of approximately 1 kilometre.


The rocket has the following characteristics

- Diameter: 180mm
- Length: 3m
- Weight without CanSats: 40 kg
- Max velocity: ~300 m/s
- Max acceleration: ~8g
- Burn time: 19.2 s (max)
- Max apogee: 1 km





At the apogee, the rocket will deploy their parachute and release the CanSats. They will then begin their descent using a parachute to conduct their missions and land safely on the ground in order to be recovered by the CanSat teams.







During the flight, the rocket can reach a maximum acceleration of 8g in the vertical direction and a maximum speed of 1000 km/h.

At the end of the launch, each team will present the results obtained in front of the other teams and the jury.

### 3. Jury and evaluation criteria

#### 3.1 Jury

The jury is composed of experts from the following participating scientific institutes, space companies and scientific institutions.

<b>Bowman Dynamics</b>	
<b>Uni Luxembourg</b>	
<b>In-Space Services</b>	
<b>Luxembourg Science Center</b>	

#### 3.2 Evaluation criteria

Teams will be evaluated on an ongoing basis, taking into consideration the following points:

- Scientific/educational value: 35%
- Technical performance: 35%
- Professional skills: 15%
- Awareness of the project: 15%

##### 3.2.1 Scientific/educational value

The jury will take into consideration the quality of the progress reports, the scientific relevance, the team's efforts and the learning of the team through the project.

##### 3.2.2 Technical performance

The jury will take into account the way in which the teams have obtained the results, the reliability and the solidity of the CanSat at the time of the launch, but also the innovative aspects (from the secondary mission, software used, methodology, etc.). The analysis of the results is essential.



In the event that a CanSat has not been able to accomplish its missions, but the team can explain the reasons for the failure and suggest improvements, the jury will be magnanimous.

### 3.2.3 Professional skills

The jury will assess the team spirit in the accomplishment of the mission, the distribution of tasks, the planning and execution of the project, but also the work done in order to find additional support and advice. On top of that, the quality of the presentation and the competence to communicate the results achieved will be taken into account.

### 3.2.4 Raising awareness of the project

The team will be evaluated for its communication of the project to the school and the general public (press, Facebook or Instagram page...).



## 4. Financing

### 4.1 Mentors workshop

All costs related to the mentors workshop on December 11<sup>th</sup> will be covered by the organizers. These costs include meals, training equipment and the provision of a CanSat kit for each team.

### 4.2 CanSat realization

In addition to the basic CanSat kit provided to mentors during the workshops, the organizers may grant, on the basis of supporting invoices, an amount necessary for the realization of the secondary mission for a maximum amount of 400 €.

### 4.3 Launch campaign

The organizers are responsible for the costs of the launch:

- Round trip to the launch site
- Accommodation
- Meals
- Transport on site
- All costs related to the launch of the rockets and flight-related activities

## 5. Contact

Frederic Conrotte  
ESERO Luxembourg Manager  
50 rue Emile Mark L-4620 Differdange  
621 969 019  
[cansat@esero.lu](mailto:cansat@esero.lu)  
[www.cansat.lu](http://www.cansat.lu)

## 6. Sponsors

CanSat Luxembourg is supported by

